

JOURNAL

OF THE BROMELIAD SOCIETY

Volume 58(2): 49-96



MARCH-APRIL 2008



Journal of the Bromeliad Society

Volume 58(2): 49-96

March-April, 2008

Editor: Andrew Flower, PO Box 57-021 Mana, Porirua 5247, New Zealand

tel: +64 4 2399-659, fax: +64 4 2399-671, email: editor@bsi.org

Printed May, 2008 by Fidelity Press, Orlando, Florida, U.S.A.

© 2008 by the Bromeliad Society International ISSN 0090-8738

CONTENTS

- 52 **Letters**
- 53 *Aechmea jungurudoensis*, a new species from Darien, Panama. Harry E. Luther & Karen F. Norton.
- 56 *Hechtia matudae*, a Spectacular, though Neglected Bromeliad from Mexico. Ana Rosa López-Ferrari et al.
- 61 *Eduandrea*, a new generic name for *Andrea*. Elton M.C. Leme, Walter Till et al.
- 65 *Eduandrea selloana*: Field Notes on a New Area of Occurrence. Elidio Armando Exposto Guarçoni & Cláudio Coelho de Paula.
- 71 **Bromeliad Basics: Bromeliad Pests.** Karen Andreas.
- 73 **A New Cultivar of an Elusive Canistrum.** Peter Waters.
- 75 **Times are a-changing.** Derek Butcher.
- 77 **A Warm Welcome to New and Returning Members.**
- 79 **14th Australian Bromeliad Conference.** Lynn Hudson.
- 84 **18th BSI-WBC "Bromeliads Downunder"** Lynn Hudson
- 86 **Donations Received**
- 87 **Southwest Bromeliad Guild Show, 2007.** Carolyn Schoenau.
- 89 **XVIII Bromeliad Exposition in Caracas, Venezuela.**
- 90 **Did You Know?** Joyce Brehm
- 92 **Get Involved in Conservation!** Vera Porwollik & Pierre L. Ibisch.



p. 56



p. 74



p. 81

Covers

Front—*Hechtia matudae* a lovely terrestrial bromeliad from Mexico, featured on page 56. Photo by Adolfo Espejo-Serna.

Back—A fine display of Australian-grown bromeliads on display at the 14th Australian Conference last year. Plants all grown by the Olive Branch Nursery in Queensland.

Publication Information: The Journal is published bimonthly by the Bromeliad Society International. All scientific articles are peer reviewed, and author guidelines are available from the Editor. Authors are requested to declare any article they have already, or intend to, publish elsewhere.

Editorial Advisory Board: David H. Benzing, Gregory K. Brown, Jason Grant, Elton M.C. Leme, Thomas U. Lineham Jr., Harry E. Luther, Walter Till.

Permission is granted to reprint articles from the Journal, in whole or in part, provided credit is given to the author and to the Bromeliad Society International.

Editorial

In This Issue

Has the Editor failed to answer your email? His email program deleted every message received between November 2007 and April 14 2008. Not all were recovered from backups. Please re-send if you did not get a reply, thank you.

In line with our commitment to bring members exciting new benefits over the coming months, this issue sees the first of our "Where to Find Them" columns, on page 91. We have polled our current advertisers to find who can supply any of the plants illustrated in the Journal, and where possible negotiated a discount for you.

Scientific

Harry Luther introduces a new species from Panama, *Aechmea jungurudoensis*. Originally collected by Chester Skotak, this spectacular bloomer is already available in limited quantities - see p. 91. Our cover plant, *Hechtia matudae* is described and illustrated by Ana Rosa López-Ferrari et al. This is the first appearance in this Journal of this nice Mexican species.

The former genus "*Andrea*" has been ruled invalid, and renamed "*Eduandrea*" in honor of the collector Édouard-François André - p.61. This genus has only one species, now *Eduandrea selloana*, formerly thought to be nearly extinct. However, in the next article in this issue Guarçoni and de Paula report a new natural population and describe successful propagation for conservation by the Bromeliaceae Research and Conservation Unit of Viçosa Federal University.

Cultivation

Cultivated bromeliads are occasionally targeted by pests, particularly in subtropical and tropical climates. Floridian Karen Andreas provides some pointers in dealing to these nasties without resorting to "chemicals." From Auckland, New Zealand, Peter Waters names a new cultivar originally discovered in Brazil, *Canistrum auratum* 'Vania Leme' and Cultivar Registrar 'Uncle Derek' reflects on why we need a registry, and where it may be going.

On page 77-78 we welcome a host of new members, many signing up for the World Conference in Cairns this June. It is great to have you all aboard, and we hope you stay on and enjoy your future membership with the BSI. Still with the Conference, Lynn Hudson updates us and presents the Conference program on p. 84-85. We have reports on two 2007 bromeliad shows — the 14th Australian Conference held at Port Macquarie and the Southwest Bromeliad Guild Show in Beaumont, Texas —and the 18th Bromeliad Exposition in Caracas, Venezuela this March.

General Interest

President Joyce Brehm brings us a new message, describing the services we receive from the Mulford B. Foster Bromeliad Identification Centre at Marie Selby Botanical Gardens. Members can have their bromeliad species identified for a mere \$5 by leading authority Harry Luther - this must be a member benefit unequalled by any other major society! On page 86 we acknowledge donations. These are truly appreciated, and vital to the continuing operation of your society. Thanks, folks.

Letters

Dear Editor,

Page 32 of the last Journal 58(1): 2008 highlights the problem caused by the Show rules continuing to allow grex formula for Show plants even though this was outlawed some 20 years ago when the BSI applied to become an ICRA (International Cultivar Registration Authority) and therefore abide by the ICNCP rules.



Derek refers to this photo of "*Dyckia (marnier-lapostollei var. estevesii X fosteriana) X platyphylla*" published last issue.

Is Joe Quijada the hybridist? If so, we should be able to get him to register his hybrid and also register the seed parent (also a hybrid). Registration of a hybrid CAN be done at the time of entry to the competition with encouragement of the Show officials but we can do it now. Somehow, I think that the brackets have been accidentally moved. We know that (*fosteriana* x *platyphylla*) has been around for over 30 years having been done by E. Wurthmann. We know that Bob Spivey has hybridised *D marnier-lapostollei* var *estevesii* with (*fosteriana* x *platyphylla*) to give us the likes of 'Ice Follies' and which is a very close formula to the name on the photograph shown. My plea is that if we are interested in cultivar identification we should all be recommending registration of the good hybrids because a grex formula only identifies the parents not the progeny. Few humans would want to be in this predicament.

Derek Butcher, Cultivar Registrar

From New York, Herb Plevier comments:

Dear Derek,

Les Graifman, our BSI director, sent me a copy of your letter to Andrew regarding the Dyckia hybrid. I agree with your comments with one correction. Obviously the parentheses are misplaced. The cross shown was between *D. marnier-lapostolle* var. *estevesii* x (*D. fosteriana* x *D. platyphylla*). But, this cross was made by Bob Spivey and it is registered as *D. "Snowball"*. *D. "Ice Follies"* also by Spivey is a cross of *D. marnier-lapostolle* var. *estevesii* x *D. fosteriana*. The photo of *D. "Snowball"* on fcbs.org looks exactly like the photo published in the Journal.

Herb

Derek replies:

As Herb Plevier points out, I should have said 'Snowball' instead of 'Ice Follies' in my letter. AND of course I must always be accurate.

Aechmea jungurudoensis, a new species from Darien, Panama.

Harry E. Luther & Karen F. Norton



Figure 1: *Aechmea jungurudoensis* flowering in cultivation in Costa Rica. Photo by Chester Skotak.

The beautiful rose and white flowered *Aechmea* described below is one of a pair of novelties collected and recently flowered by Chester Skotak. For a trip report, please see Skotak (2003).

Aechmea jungurudoensis H. Luther & K. Norton, sp. nov. **TYPE:** Panama; Darien, Serrania de Jungurudo, slopes of Mt. Garagara, 600 m. June 2003, C. Skotak *et al legit*; flowered in cultivation 18 Aug. 2006, M. Kiehl *s.n.* (Holotype: SEL).

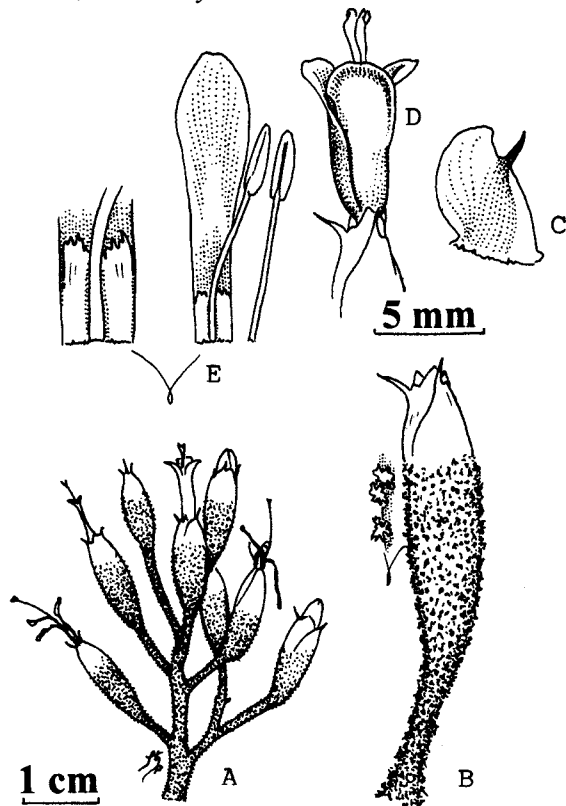
Ab *A. spectabilis* Brongniart ex Houlet, cui similis, floribus pedicellatis, petalis albis et inflorescentia dense lepidota minorique differt.

Plant an epiphyte, flowering 45 – 60 cm tall. **Leaves** spreading, 75 – 85 cm long, moderately coriaceous, green adaxially, tinged red abaxially; **leaf sheaths** elliptic, 10 x 6 cm, entire, nerved, castaneous toward the base, punctate-lepidote, more so adaxially; **leaf blades** lingulate, acute and mucronate, 35 – 50 mm wide, punctate-lepidote, subdensely serrate with dark, mostly antrorse 1 – 3 mm long spines. **Scape** erect, 25 cm x 3 – 4 mm, densely white floccose; **scape bracts** erect, laxly imbricate, slightly exceeding the internodes, elliptic, acute, entire, mucronulate, thin coriaceous, nerved, sparsely white floccose, rose to red. **Inflorescence** conical, 25 x 12 cm, 3-pinnately compound; **primary bracts**, the lowest like the upper scape bracts, much exceeding to equaling the branches; the upper much reduced; rose to red; **primary branches** with a 1 – 2 cm long, slender, white floccose peduncle, spreading at ca 90° from the main axis; **secondary branches** 2 to 5 – flowered with the rachis more or less straight, terete,

white floccose; **floral bracts** minute, narrowly triangular to setaceous 1 – 3 mm long, white floccose. **Flowers** with a very slender, white floccose, 6 – 11 mm long pedicel, polystichously arranged on the ultimate branches; **sepals** strongly asymmetrical, 7 – 10 mm long, armed with a 1 – 3 mm long pale mucro, nerved, white floccose but becoming less so with age, yellow-green; **corolla** spreading; **petals** lingulate, broadly acute, 15 – 18 mm long, each with a pair of basal, fimbriate 1.5 – 2 mm long appendages, white; **ovary** ellipsoid, 5 – 6 mm long, white floccose but becoming less so with age, greenish. **Fruit** not known.

Figure 2. *Aechmea jungurudoensis*

A. branch of inflorescence; B. flower bud; C. sepal; D. corolla; E. petal and stamen. Drawing by Stig Dalström.



This interesting species is difficult to place systematically. Superficially, it resembles *Aechmea penduliflora* André, widespread in Central and South America, but the more laxly arranged polystichous, pedicellate flowers argue against any relationship. *Aechmea spectabilis* Brongniart ex Houlet, from mid-elevations in Colombia and Venezuela, has a somewhat similar flower arrangement as well as a spreading corolla.

Aechmea jungurudoensis differs from *Aechmea spectabilis* on account of its pedicellate flowers, smaller (25 x 12 cm vs. 60 – 100 x 30 cm) somewhat denser inflorescence and white (vs. rose to purple) corolla. The character of pedicellate flowers is given little weight in this new species classification. Pedicels occur in a number of so-called *Aechmea* subgenera. For example: *A. mexicana* in subgenus *Podaechmea*, *A. pedicellata* in *Lamprococcus* and *A. rubrolilacina* in *Aechmea*.

A cultivated population of *Aechmea jungurudoensis* grown from seed is established in North American and European horticulture.

Author details

Mulford B. Foster, Bromeliad Identification Center, Marie Selby Botanical Gardens, 811 South Palm Avenue, Sarasota, FL 34236 USA

Literature Cited

Skotak, C. (2003). "The Darien on the Sambu River." *J. Bromeliad Soc.* **53**(3): 99-106.



Figure 3. *Aechmea jungurudoensis* Inflorescence detail, note nearly absent floral bracts and slender pedicels. Photo by Eloise Beach

Hechtia matudae, a Spectacular, Though Neglected Bromeliad from Mexico

Ana Rosa López-Ferrari, Adolfo Espejo-Serna, Jacqueline Ceja-Romero & Aniceto Mendoza-Ruiz



Figure 1. *Hechtia matudae*, closeup of male inflorescence. Photo by Adolfo Espejo-Serna

In Mexico, the Bromeliaceae are represented by all three subfamilies recognized by Smith and Downs (1974), with the genera *Tillandsia*, *Pitcairnia* and *Hechtia* being the largest.



Figure 2. Male plant of *Hechtia matudae*. Photo by Aniceto Mendoza-Ruiz .

Hechtia with ca. 53 species (Luther, 2006, Espejo-Serna, López-Ferrari et al. 2004; Espejo-Serna, López-Ferrari et al. 2007) 49 of which occur in Mexico, and with 47 of these endemic, may be considered a Mexican genus. *Hechtia* species are poorly collected —this is due to their painfully sharp spines, dioecious condition, the fact that the flowers are small and short-lived, and the relatively localized species distributions. Because of this they are not well documented. Renewed botanical exploration during recent decades is helping to increase our knowledge of this genus. *Hechtia matudae* is a case in point—until recently it was only known from a fruiting type collection and a few other fragmentary collections. As a part of an ongoing project to write the bromeliad flora of Mexico, we collected and photographed flowering material of this species and we include in the following the most comprehensive description of this taxon to date.

Hechtia matudae L.B. Sm., Phytologia 5: 395-396, t. 1, f. 1-2. 1956, "matudai".
TYPE: Tipo: *E. Matuda 26351* (HT: US 2124592!)

Plant terrestrial or saxicolous, rosulate herbs, forming large colonies, flowering 0.80--1.6 m tall, the rosettes actinomorphic to slightly zygomorphic in mature plants, 40--80 cm diameter. **Leaves** numerous, fleshy; **sheaths** white to yellowish, broadly oblong to square 6--12.5 x 5--10 cm, lustrous basally on both surfaces, apically white-lepidote on both surfaces; **blades** extended to reflexed and pendent in mature plants, dark green, narrowly triangular, attenuate, 19--80 x 1.7--6.5 cm, densely white-lepidote on both surfaces, glabrescent on the adaxial surface, pungent at the apex, the margin armed with yellowish curved antrorse and uncinat spines, 1.6--2 mm long, 6--12 mm apart, with a tuft of white scales in the axile. **Inflorescences** terminal, erect to curved, paniculate.



Figure 3. *Hechtia matudae*, male flower.
 Photo by Adolfo Espejo-Serna .




Figure 4. *Hechtia matudae*, female flower.
 Photo by Adolfo Espejo-Serna .

Male inflorescences 0.80--1.2 m high, twice branched, scape fleshy, erect, cylindric, 2.5--3 cm diameter; **scape bracts** straw colored, foliaceous, densely lepidote on both surfaces, reducing their longitude gradually to the apex, densely imbricate, longer than the internodes; **sheaths** ovate-elliptic, 5.3--10 x 3.5--4.3 cm, conspicuously nerved, erose-dentate; **blades** linear-triangular, 7--35 x 1.5--2.3 cm, acuminate and pungent at the apex, armed with yellowish curved antrorse and uncinat spines; **primary branches** one per node, ascendent to divaricate, sessile, 6--11.5 cm long, 2 cm in diameter, each with 2 basal secondary branches; **primary bracts** similar in form and size to the scape bracts, reducing their longitude gradually to the apex, densely imbricate, longer than the internodes; **secondary branches** ascendent, cylindric, 5--6 cm long, ca. 2 cm in diameter; **floral bracts** white, linear, acuminate, membranaceous, 4--8 mm x 1 mm, entire;

flowers polystichous, ascendent to divaricate, numerous, densely disposed, actinomorphic, pedicellate, the pedicels 2.2--2.7 mm long; **sepals** rose-colored, triangular to triangular-oblong, 4.6--5.2 x 1.9--2.7 mm, acute, entire; **petals** rose-colored, extended, widely elliptic to oblong-elliptic, 6.5--8.5 x 4--4.7 mm, entire, rounded; **stamens** subequal, shorter than the petals, **filaments** white tinged with rose at the apex, laminar at the base, linear-triangular, 2.8--4 mm long, anthers purple to dark purple, dorsifixed, oblong, 1.5--1.8 mm long; **ovary** vestigial, purple, ovoid to globose, 3.7--3.9 mm long, 3.2--3.4 mm in diameter.

Female inflorescences 0.80--1 m high, twice branched, **scape** cylindric ca. 2.8 cm in diameter, green; **scape bracts** straw-colored, foliaceous, densely lepidote on both surfaces, reducing their longitude gradually to the apex, densely imbricate, longer than the internodes; **sheaths** ovate-elliptic, 5--10 x 3--4.2 cm, conspicuously nerved, erose-dentate; blades linear-triangular, 6.5--35 x 1.8--3.5 cm, acuminate and pungent at the apex, armed with yellowish curved ascendent and uncinat spines; **primary branches** one per node, ascendent to divaricate, 7.8--8 cm long, ca. 2 cm in diameter, each with 2 basal secondary branches; **primary bracts** similar in form and size to the scape bracts, reducing their longitude gradually to the apex, densely imbricate, longer than the internodes; **secondary branches** ascendent, cylindric, 4.8--5 cm long, ca. 1.7 cm in diameter; **floral bracts** white, linear acuminate, membranaceous, 4.5--8 x 1.5 mm, entire; **flowers** polystichous, ascendent to adpressed, numerous, densely disposed, actinomorphic, pedicellate, the pedicels 4.5 mm long; **sepals** rose-colored, linear-triangular, acuminate, 4--4.2 x 1 mm, entire; **petals** rose- to dark-rose-colored, triangular to ovate-triangular, 7--7.5 x 3--3.5 mm, entire, acute; **ovary** purple, ovoid to long-ovoid, 5--5.1 mm long, ca. 2.5 mm in diameter, glabrous, stigma branches three, purple, linear, recurved, ca. 3 mm long; **staminodes** six, rose-colored, laminar at the base, linear-triangular, ca. 4 mm long, without anthers. **Capsule** narrowly ovoid, brown, ca. 15 mm long, 1.2--1.4 mm in diameter.

Specimens examined: *A. Espejo* & *A. R. López-Ferrari* 4998 (UAMIZ female); *M. Flores C.*, *A. Espejo*, *A. R. López-Ferrari* & *F. Riveros* 738 (CHAPA female); *M. Flores C.* 980 (CHAPA female); *M. Flores C.* 1275 (CHAPA female); *A. R. López-Ferrari*, *A. Espejo*, *J. Ceja* & *A. Mendoza R.* 3240 (UAMIZ male), *E. Matuda 26351* (Holotype: US female).



Figure 5. Female inflorescence of *Hechtia matudae*, Photo by Adolfo Espejo-Serna .



Figure 6. Habit of *Hechtia matudae*, Photo by Aniceto Mendoza-Ruiz.

Hechtia matudae occurs on cliffs and crags of volcanic rocks where it forms extensive colonies (figs. 2,6). The species is known from the states of México and Morelos, Mexico, growing between 1700 and 1900 m elevation. This species is spectacular and showy in flowering. The size, abundance, color, and delicate scent of the flowers (figures 1,7), makes it a plant with great ornamental potential.

Front cover: Male inflorescence of *Hechtia matudae*, photo by Adolfo Espejo-Serna, figure 7.

Acknowledgments

We are very grateful to Bruce K. Holst for the critical revision of the manuscript and for the improvement of the final english version. We thank also the curators of CHAPA, UAMIZ, and US for allowing us the use of their herbaria. The photos included were taken by Aniceto Mendoza and Adolfo Espejo.

Literature Cited

- Espejo-Serna, A., A. R. López-Ferrari, et al. (2004). "Checklist of Mexican Bromeliaceae with notes on species distribution by state and municipality, and levels of endemism." *Selbyana* 25: 33-86.
- Espejo-Serna, A., I. López-Ferrari, et al. (2007). "Dos Nuevas Especies de *Hechtia* (Bromeliaceae) de México." *Acta Bot. Mexicana* 78: 97-109.
- Luther, H. (2006). *An alphabetical list of bromeliad binomials 10th edition*. Sarasota, FL, Bromeliad Society International.
- Smith, L. B. and R. J. Downs (1974). *Flora Neotropica Monograph No. 14 (Pitcairnioideae) (Bromeliaceae)*. New York, Hafner Press.

Authors

All Authors: Departamento de Biología, División de Ciencias Biológicas y de la Salud, Universidad Autónoma Metropolitana-Iztapalapa C. P. 09340 México, D. F., e-mail: aes@xanum.uam.mx

Eduandrea, a new generic name for *Andrea*

Elton M. C. Leme¹, Walter Till, Gregory K. Brown, Jason R. Grant & Rafaël Govaerts

Taxonomic history

Andrea selloana (Baker) Mez was originally described as *Quesnelia selloana* Baker (Baker 1889), based on the specimen no. 1414 of Friedrich Sello (or Sellow; 1789-1831) deposited in the Berlin Botanical Garden and Museum Herbarium (B). Mez (1892) questioned the placement in *Quesnelia*, noting the unusual grass-like habit ("Species adhuc omnino dubiae sedis, caule gramineo-foliato ab omnibus reliquis *Aechmeinis* recedens, habitu *Sodiroae* species in memoriam revocat"). Four years later, Mez (1896) established the genus *Andrea*, in honor of the French botanist and horticulturalist Édouard-François André (1840-1911), to accommodate this unusual species, *A. selloana*. The monotypic *Andrea* was originally classified in the nomenclaturally invalid "section" *Aechmeinae* close to the genus *Orthophytum* (Mez, 1896). Years later Mez (1934) still maintained *Andrea* within *Aechmeinae* (now a subtribe) close to *Orthophytum*. In 1955, Smith (1955) placed *Andrea* between *Nidularium* and *Bromelia*, but this view had changed in Smith and Downs (1979) where it was positioned between *Greigia* and *Bromelia*.

Pereira and Leme (1986) transferred *Andrea selloana* to *Nidularium* subg. *Canistropsis* when they expanded the concept of the subgenus to include species with well-developed scapes. Within *Nidularium*, *N. selloanum* (Baker) E. Pereira & Leme, *N. seidelii* L. B. Sm. & Reitz and *N. billbergioides* (Schult. & Schult. f.) L. B. Sm., formed a group characterized by inflorescences elevated well above the leaf rosette. These authors acknowledge the unusual vegetative aspects of *N. selloanum*, but considered the then-known other morphological characteristics to be consistent with the placement in their expanded concept of subgenus *Canistropsis*.

In a revision of the nidularioid-complex, Leme (1998) elevated *Nidularium* subg. *Canistropsis* to generic status as *Canistropsis*, indicating *Nidularium pubisepalum* Mez [= *Canistropsis burchellii* (Baker) Mez] as the type species for the genus, since it was the only species that was originally retained by Mez (1891, 1894, 1896) in *Canistropsis*. Therefore, the choice of *Nidularium microps* (E. Morren ex Mez [= *Canistropsis microps* (E. Morren ex Mez) Leme] as the type of *Canistropsis* by Smith & Downs (1979) and Pereira & Leme (1986) was then considered in conflict with the protologue of *Canistropsis*.

According to Leme (1998), in the absence of new collections and data and despite the known discrepancies, the retention of *C. selloana* (Baker) Leme within *Canistropsis* seemed reasonable (Brown and Leme 2000). At that point, there was a problem involving the legitimacy of the generic name *Canistropsis*, since *Andrea* was an earlier generic

name. However, *Canistropsis* was not illegitimate because it was based on a legitimate basionym, but it was simply nomenclaturally incorrect under the application of article 52.3 of the Vienna Code (McNeill, Barrie et al. 2006), since “a name that was nomenclaturally superfluous when published is not illegitimate on account of its superfluity if it is based on a name-bringing or epithet-bringing synonym (basionym) (...). When published it is incorrect, but it may become correct later”. This problem was solved by Brown and Leme (2005) on the basis of parsimony analysis of improved morphological data involving 130 species from ten Bromelioideae genera (*Aechmea*, *Canistropsis*, *Canistrum*, *Cryptanthus*, *Edmundoa*, *Greigia*, *Neoregelia*, *Nidularium*, *Orthophytum*, and *Wittrockia*) with special refinement of the study of *Andrea* based on new collected samples from few vigorous wild population. Brown & Leme (2005) concluded that maintaining *Andrea selloana* within *Canistropsis* is not warranted because it has closer relationship with elements of *Aechmea*, highlighting the many distinctive morphological features exhibited by this taxon. So, they re-established the genus *Andrea*, thus revalidating *Canistropsis* under article 52.3 (last part) and provided an enlarged description for *Andrea selloana* and a new identification key to *Andrea* and the remaining nidularioid genera (*Canistropsis*, *Edmundoa*, *Nidularium*, and *Wittrockia*).

Finally, the Committee for Spermatophyta of the International Association for Plant Taxonomy voted on the request for decision on homonymy by R. Govaerts (Brummitt 2005). By the vote of 13-2, the Committee recommended that the name *Andrea* be treated as a homonym of the earlier name of mosses of 1801, *Andreaea* Hedw., thus rendering *Canistropsis* correct. The Committee agreed with the argument that despite the etymological independence of *Andrea* and *Andreaea*, *Canistropsis* is a much larger genus and has come to a rather wide usage in bromeliad literature, and it would be convenient if the competing *Andrea* could be disregarded as being illegitimate. In consequence, the Vienna Congress ruled on the basis of Art. 53.5 of the Code and accepted the report of the IAPT General Committee, which followed the opinion of the Committee for Spermatophyta, that *Andreaea* and *Andrea* were sufficiently alike to be confused (McNeill, Redhead et al. 2006). Accordingly, under Art. 53.3, *Andrea* is treated as an illegitimate later homonym of *Andreaea*.

Facing the formal need of the adoption of a new generic name to substitute *Andrea*, we here propose the new name *Eduandrea* retaining the same etymology honoring the well known collector Édouard-François André.

Taxonomic Treatment

Eduandrea Leme, W. Till, G. K. Brown, J. R. Grant & Govaerts, nom. nov. for *Andrea* Mez, in C. DC., *Monogr. phan.* 9: 114. 1896; nom. illeg. Type: *Quesnelia selloana* Baker, *Handb. Bromel.*: 87. 1889.

Eduandrea selloana (Baker) Leme, W. Till, G. K. Brown, J. R. Grant & Govaerts,

comb. nov.

Basionym: *Quesnelia selloana* Baker, *Handb. Bromel.*: 87. 1889. Type: Brazil, without precise locality, *Sellow 1414* (Holotype, B; photo F, HB).

Synonyms: *Andrea selloana* (Baker) Mez, in C. DC., *Monogr. phan.* 9: 114-115. 1896, “*sellowiana*”.

Nidularium selloanum (Baker) E. Pereira & Leme, *Bradea* 4 (32): 235-236, fig. 13. 1986.

Canistropsis selloana (Baker) Leme, *Canistropsis Bromélias da Mata Atlântica*: 55, figs. 56, 138. 1998.

Additional remarks

Eduandrea selloana is a species endemic to gallery forests above the elevation of 1,000 m in the domain of the Campos Rupestres of the Espinhaço range in the regions of Ouro Preto, Antonio Pereira, Santa Barbara and Santana do Riacho of Minas Gerais State. Within these forests it is associated with the sandy soil of the stream margins, where the plants root and propagate vegetatively by means of stout, rigid, underground rhizomes.

Besides the few known localities cited by Brown & Leme (2005) where *E. selloana* can be currently encountered, a new population site was recently found in Parque Estadual da Serra do Rola-Moça, about 25 km from Belo Horizonte city - the largest city of the State of Minas Gerais - by the researchers of the University of Viçosa, in an area under strongly negative influence of mining activities and uncontrolled urban expansion (C.C. Paula, pers. comm.).

Based on all current available information, *E. selloana* was considered by Brown & Leme (2005) under threat of extinction which recommends the adoption of urgent protection measures, hopefully to neutralize the threat of extinction, and the promotion of research to develop an understanding of the biology of this unique bromeliad species.

Acknowledgements

The authors sincerely thank Dr. John McNeill, Royal Botanic Garden, Edinburgh, Scotland, for his so-valuable assistance on nomenclatural aspects of *Andrea* vs. *Andreaea*.

References

- Baker, J. G. (1889). *Handbook of the Bromeliaceae*. London, George Bell and Sons.
- Benzing, D. H. (1999). “Dispersão de sementes em bromélias de frutos carnosos: interpretações incorretas e orientação para estudos mais aprofundados.” *Bromélia* 5: 23-35.

- Benzing, D. H. (2000). *Bromeliaceae: Profile of an Adaptive Radiation*. Cambridge, UK, Cambridge University Press.
- Brown, G. K. and E. M. C. Leme (2000). Cladistic Analysis in the Nidularioid Complex. *Nidularium - Bromeliads of the Atlantic Forest*. Rio de Janeiro, Sextante: 240-247.
- Brown, G. K. and E. M. C. Leme (2005). "The re-establishment of *Andrea* (Bromeliaceae: Bromelioideae), a monotypic genus from Southeastern Brazil threatened with extinction." *Taxon* **54**(1): 63-70.
- Brummitt, R. K. (2005). "Report of the Committee for Spermatophyta." *Taxon* **54**(2): 527-536.
- Foster, M. B. (1958). "*Andrea selloana*." *J. Bromeliad Soc.* **8**(2): 27-28.
- Halbritter, H. and W. H. Till (1998). Morfologia Polínica do Complexo Nidulariíde. *Canistropsis - Bromeliads of the Atlantic Forest*. E. M. C. Leme. Rio de Janeiro, Salamandra: 114-121.
- Leme, E. M. C. (1998). *Canistropsis - Bromeliads of the Atlantic Forest*. Rio de Janeiro, Salamandra.
- Leme, E. M. C. (2000). *Nidularium: Bromeliads of The Atlantic Forest*. Rio de Janeiro, Marcos da Veiga Pereira & Andrea Jakobsson.
- McNeill, J., H. M. Barrie, et al. (2006). "International Code of Botanical Nomenclature (Vienna Code)." *Regnum Vegetabile* **146**(i-xvii): 1-568.
- McNeill, J., S. A. Redhead, et al. (2006). "Report of the General Committee: 9." *Taxon* **55**(3): 795-800.
- Mez, C. (1892). Bromeliaceae. *Flora Brasiliensis Vol. 3, part 3*. C. P. Martius, A. W. Eichler and I. Urban. Leipzig, München, Wien.
- Mez, C. (1896). Bromeliaceae. *C. Monogr. Phan.* **9**:483. de Candolle.
- Mez, C. (1934). "Bromeliaceae." *Engler, Das Pflanzenreich* **4**(32): 1-667.
- Pereira, E. and E. M. C. Leme (1986). "Contribuição ao estudo do gênero *Nidularium* (Bromeliaceae) - Parte I - subgênero *Canistropsis*." *Bradea, Boletim do Herbarium Bradeana* **4**(32): 219-254.
- Smith, L. B. (1955). "The Bromeliaceae of Brazil." *Smithsonian Misc. Collect.* **126**(1): 290.
- Smith, L. B. and R. J. Downs (1979). *Flora Neotropica Monograph No. 14, Part 3 Bromelioideae (Bromeliaceae)*. New York, The New York Botanical Garden.
- The Board of Trustees of the Royal Botanic Gardens, K. (2006). "World Checklist of Selected Plant Families." Retrieved November 11, 2006, from <http://www.kew.org/wcsp/>

Authors

Elton M.C. Leme: Herbarium Bradeanum, Rio de Janeiro, Brazil; leme@tj.rj.gov.br.
 Walter Till: Department of Plant Systematics and Evolution, Faculty of Life Sciences, University of Vienna, Austria
 Gregory K. Brown: University of Wyoming, Laramie, Wyoming, USA.
 Jason R. Grant: Laboratoire de Botanique Évolutive, Université de Neuchâtel, Switzerland.
 Rafaël Govaerts: Royal Botanic Gardens Kew, U. K.

Eduandrea selloana: Field Notes on a New Area of Occurrence.

Elidio Armando Exposto Guarçoni & Cláudio Coelho de Paula



Figure 1. Mata de Galeria—Mutuca river, with *Eduandrea selloana* population on the right margin.

The state of Minas Gerais, in the southeast region of Brazil, includes 265 species and 27 genera (Versieux and Wendt 2005). Among these, *Eduandrea selloana* (Baker) Leme, W. Till, G.K. Brown, J.R. Grant & R. Govaerts deserves special attention because it is cited in the *Review of the Brazilian Flora List Threatened by Extinction* as vulnerable (VU), caused by the reduction of the population size, habitat fragmentation and geographic distribution severely fragmented and known by few locations (www.biodiversitas.org.br). In the red list of endangered species of Minas Gerais' flora facing extinction (Mendonça and Lins 2000), *Eduandrea selloana* is cited by its synonymy, *Nidularium selloanum* (Baker) E. Pereira & Leme, as endangered. (Brown and Leme 2005) consider it close to extinction.



Figure 2. *Eduandrea selloana* characteristics.

Eduandrea selloana can be characterized by its terrestrial habit, thick rhizome with an abundant root system; abaxial surface of the leaf, scape and primary bract covered with a thick layer of white trichome in contrast with the glabrous adaxial surface, green leaves and blades with entire foliar margins; well elevated inflorescence above the foliar rosette, with narrow primary bracts that don't form outlying or central tanks and without the capacity of storing water; rachis partially visible in the basal portion of the inflorescence because of the fascicle separation; biporate and supoliporate pollen with reticule exine, and subglobose fruit bigger than the ovaries, green with persistent calice (Brown & Leme, 2005) (Figure 2).

Eduandrea selloana is an endemic species of Espinhaço range, growing exclusively in riparian forest of the state of Minas Gerais (figure 1). Despite the citations of occurrence in Ouro Preto and Antônio Pereira, even recently, its populations could only be found in Parque Nacional da Serra do Cipó (National Parque of Serra do Cipó), in populations considered residual, according to (Leme 1998). From 1988 new collection of *E. selloana* were accomplished in Santana do Riacho and Palácios' region (Serra do Cipó). In 2001, well conserved populations were located in Parque Natural do Caraça (Caraça Natural Park) (Brown & Leme, 2005).

In 2006 *Eduandrea selloana* was located in State Park of Serra do Rola-Moça (PESRM) in a special protection area of Mutuca (APE-Mutuca). PESRM is located in the Cadeia



Figure 3. The habit of *Eduandrea selloana* in the Mutuca river.

do Espinhaço, in the “Quadrilátero Ferrífero”, an area considered of extreme biological importance in the Atlas Revision of Priority Areas for the biodiversity conservation of Minas Gerais State (Fundação Biodiversitas.htm – www.biodiversitas.org.br). Created by the Decree 36.071 of 27 of September, 1994, the PESRM is situated in the county of Belo Horizonte, Brumadinho, Ibirité and Nova Lima, in Minas Gerais State, Brazil, with an area of 394,109 ha. (Vicent, 1994).

The APE-Mutuca, is located in the municipal district of Nova Lima, MG, in the coordinates 43° 58' W and 20° 02' 30"S, with maximum altitude of 1,448m and an area of 1,250 ha. According to Köppen's classification its climate is mesothermal, also denominated subtropical of altitude (Cwb), with fresh summers and well defined dry season; the medium precipitation is of 1400 mm/year, being the trimester of December-February responsible for more than 50% of the annual total. Its vegetation is represented by Campo Rupestre Ferruginoso, Cerrado and Mata de Galeria, in flat mountains, low waves and strongly waved.

According to field's observations, the population of *Eduandrea selloana* in APE-Mutuca is found well conserved, presenting 404 individuals in an area of about 2km, along the Mutuca river, between 1,045-1 and 1,153m altitude. This species is intimately associated to humid environments, locating itself in the medium region of the ravine along the Mutuca river, in clay soil (Figure 3). Brown & Leme (2005) report that *E. selloana* occurs in white quartzite sand, frequently among rocks.



Figure 4. Vegetative reproduction showing the sub-erect clone air and clone from the underground rhizome.



Figure 5. The fruit of *Eduandrea selloana* showing the effect of herbivory.

Related to its reproduction type, it is possible to observe one or two ramets per rosette. Propagation is also common by the formation of rosettes from the underground thick rhizome (Figure 4). Inflorescences in the studied population have 44 flowers on average. The flowering period varies from October to January. Its fruits contain 100-269 seeds. Many fruit present indications of herbivory (figure 5) probably caused by the beetle *Conotrachelus* sp. (Família Curculionidae) found in some inflorescences.

During the study Euglosidae bees were observed on the *E. selloana* flowers. The bees developed a high level of specificity related to particular types of flowers. The flowers that co-evolved with the bees have outstanding and shiny blue petals, presenting special structures indicative of the position of the nectar, as can be observed in *A. selloana* (Figure 7). These flowers also have as characteristic a type of platform for the insect's landing.

Neither germinating seeds nor seedlings were observed in the field, however germination tests conducted in the Bromeliaceae Research and Conservation Unit (UPCB), of Viçosa Federal University indicated high germination viability. It was also tested the cultivation from adult individuals verifying The development of four to five clones per adult rosette was also observed in cultivation tests. These tests show the viability



Figure 6. The cultivation of *Eduandrea selloana* from the seeds in the Bromeliaceae Research and Conservation Unit (UPCB) of Viçosa Federal University (UFV).



Figure 7. The flower of *Eduandrea selloana*: blue petals as forming a platform for insect's landing. Observe the conjugation of the stamens, favorable for the introduction of bee's tromboíde.

of cultivation of *E. selloana*, necessary for its *ex-situ* and also *in-situ* conservation.

Acknowledgments

The authors thank the Instituto Estadual de Florestas (State institute of Forest) (license 002/06 e 004/06) and COPASA. Also thank Viçosa Federal University (UFV) and Unidade de Pesquisa e Conservação de Bromeliaceae (Bromeliaceae Research and Conservation Unit) (UPCB) for the logistic and structural support.

The first author specially thanks the Secretaria Estadual de Educação de Minas Gerais (General office of State Education of Minas Gerais) for the conceived license to attend the Master study course in Botanic.

Literature Cited

- Brown, G. K. and E. M. C. Leme (2005). "The re-establishment of Andrea (Bromeliaceae: Bromelioideae), a monotypic genus from Southeastern Brazil threatened with extinction." *Taxon* **54**(1): 63-70.
- Leme, E. M. C. (1998). *Canistropsis - Bromeliads of the Atlantic Forest*. Rio de Janeiro, Salamandra.
- Mendonça, M. P. and L. Lins (2000). *Lista vermelha das espécies ameaçadas de extinção da flora de Minas Gerais*, Fundação Biodiversitas, Fundação Zôo-Botânica de Belo Horizonte.
- Versieux, L. M. and T. Wendt (2005). "Bromeliaceae diversity and conservation in Minas Gerais state, Brazil." *Biodivers. Conserv.* **16**(11): 2989-3009.

Authors

Elidio Armando Exposto Guarçoni: Researcher of the Serra das Aranhas Herbarium (HSA – herb.s.aranhas@bol.com.br). Undertaking master study in the course of Vegetal Systematic of Viçosa Federal University (UFV). Rua José Vitorino 234 A/101 – Ervália, MG. CEP 36555-000. elidioguarcone@oi.com.br

Cláudio Coelho de Paula: Professor of the Biology Department of Viçosa Federal University (UFV) and Coordinator of the Research Unit and Conservation of Bromeliaceae (UPCB). vidalia@ufv.br

Advertising Rates *Journal of The Bromeliad Society*

	One issue	Additional issue	One year
full page (b&w/color)	\$125/200	\$100/150	\$625/950
half-page	\$70/100	\$55/75	\$350/475
quarter page	\$45/60	\$35/50	\$220/310
eight-page	\$25/40	\$20/30	\$125/190

Send bookings to

The Editor, Bromeliad Society International,

P.O. Box 57-021, Mana

PORIRUA 5247, NEW ZEALAND.

email: editor@bsi.org.

Bromeliad Society International. Membership Rates

United States Membership (includes bulk mail rate—first class add \$10 per year)

International Membership (includes Airmail delivery)

	1 Year	2 Years	3 Years		1 Year	2 Years	3 Years
Individual	\$30	\$58	\$85	Individual	\$40	\$78	\$115
Dual	\$35	\$68	\$100	Dual	\$45	\$88	\$130
Society	\$30	\$58	\$85	Society	\$40	\$78	\$115
Institution	\$30	\$58	\$85	Institution	\$40	\$78	\$115
Commercial	\$60			Commercial	\$70		
Fellowship	\$45			Fellowship	\$55		
1st class mail	+\$10	+\$20	+\$30				

Life Membership (*one time only fee*) \$800.

Payment by check or money order payable to The Bromeliad Society International, USA members US Banks and US funds only. International members US funds only; US domestic checks, international money order, or foreign bank cheques. Credit card payments and sign-ups/renewals may be made online at www.bsi.org. Please send mail transactions to: Dan Kinnard, BSI Membership Secretary, 6901 Kellyn Ln, Vista, CA

Bromeliad Basics: Bromeliad Pests

Karen Andreas.¹ Photos by Andrew Flower.

The one pest most commonly found on bromeliads is scale: both the black fly-speck scale and the soft, white scale. The key to managing infestations is to try to prevent them in the first place by good cultivation practices.

Give your bromeliads room and be sure not to crowd them against each other or other plants. Tightly crowded leaves create perfect breeding grounds for pests and allow scale to move around. Remove dead or declining leaves to eliminate another area where pests like to hide. Ample room between plants, good air circulation and conscientious grooming discourages insects from getting a foothold in your collection.



A fine crop of scale insects on *Ursulaea macvaughii* seedling grown somewhere in New Zealand.

When you do find a problem, however, use chemicals only as a remedy of last resort. Chemicals may also kill beneficial insects that feed on pests such as ladybugs and parasitic wasps that prey on scale. In addition, chemical runoff can accumulate in the ground and be washed into surrounding bodies of water. Before you turn to chemicals, first assess how widespread the infestation is and then look for evidence of natural predators. It could be that there already is a natural management program active in your environment.

If you need to treat scale, use insecticidal soap or a mild liquid dish washing soap. In the States, Ivory liquid soap does quite nicely. You also can use swabs and alcohol to remove individual scale for a minor infestation although you may still need to flick the scale off with your fingernail to actually remove it. Afterwards, use a strong water spray to wash off the eggs. With chemicals and with benign treatments, you can only kill the adults. The eggs must be washed away or the plant will need to be re-treated.

There is a common misconception that bromeliads are breeding grounds for mosquitoes but that is less of a problem in central and south Florida than it is in northern Florida. In central and south Florida, a native mosquito displaces the West Nile-transmitting mosquitoes in tank bromeliads. No matter where you live, however, good cultivation techniques are still in order. Do not allow organic material to accumulate in the bromeliad tanks. Flush out debris with fresh water from a garden hose at least once a week; this also will flush out mosquito eggs. Bromeliads often attract lizards, frogs, snakes and birds, all of whom do their part to manage pests.

¹ Merritt Island, Florida, USA. email karen@digital.net

As for those large, colorful grasshoppers that some of you report are dining on your bromeliad leaves, the only control that exists for them is a mechanical one: the bottom of your shoe.

Bromeliads generally are not susceptible to fungus unless they are grown in tight, crowded conditions with little or no air circulation. Fungus usually is an indication of a cultivation problem. If you see soft mushy leaves developing on your bromeliad, check the potting medium to see if it is heavy, mucky or soaking wet. If it is, an immediate solution is to pull the bromeliad out of the soil and let it dry in the air. Remove any mushy leaves and discard them. When you return the bromeliad to your collection, be sure to give it ample room and air circulation to avoid a return of the problem. If you are not able to save the mother plant, you might set her aside and see if she will throw you a pup to preserve her line. Otherwise, throw her away!

When grown with adequate space, in locations with the proper light and good air circulation, Bromeliads are virtually care-free. Be good to your bromeliads and they will be good to you!



Closeup of scale insects, probably *Aspidiotus nerii* (Oleander scale), on *Ursulaea macvaughii*. The round “poached eggs” are female insects, 1.5mm across. The females produce up to 150 eggs, hatching into a nymphatic form (“crawlers”) which are the small white worm-like things in the photo. There are hundreds of different types of scale insects that may attack bromeliads—Karen mentions both soft and hard skinned types in Florida, and in other areas you might find different shaped or coloured forms. Look out for small waxy creatures that stick to the leaves and suck out the contents of the plant’s cells. They are sometimes seen with black, sooty mould. If you have a large collection with widespread infestation, you will probably need to spray the plants monthly with a systemic insecticide such as Orthene for 5-6 months until you can be sure they have all gone. —Ed.

A New Cultivar of an Elusive Canistrum

Peter Waters¹



Canistrum auratum “Vania Leme” flowering in cultivation.

Canistrum auratum Leme is a bromeliad species rare in cultivation. According to Elton Leme this species, which was previously subject to only two collections, “...at today’s deforestation rates, it has become increasingly difficult, or even impossible, to find this species again in the wild. There are very few specimens of *C. auratum* in cultivation. All arose from the original clone, which does not guarantee the survival of this species *ex situ*.” (Leme, 1997)

¹ Auckland, New Zealand. email waterspj@ihug.co.nz



Canistrum auratum in cultivation.

On an expedition to Bahia, Brazil in Sep 2003 our team, which consisted of Elton Leme, Raymundo Reis, Jose Falcon, Carlos Moreira, Edmundo Silva, Marlon Machado and Peter & Jeanette Waters, discovered a new population of *Canistrum auratum* in the county of Barra do Choçá near the city of Vitoria da Conquista and the same day, a few kilometers away, in a small fragment of Atlantic Forest at about 600m elevation made an even more dramatic find of another small population of the same species.

This new and striking plant has wonderfully marked and banded foliage in shades of purple and dark-brown in addition to its attractive orange and yellow inflorescence, and is sure to be highly sought after in the horticultural world. Collected material is now being cultivated by Brazilian members of our expedition. Because leaf colour is not recognized as sufficient reason for varietal status, it is intended to assign a cultivar name to this new horticultural introduction, and it gives me great pleasure to name it *Canistrum auratum* 'Vania Leme' after the beautiful wife of our friend, Elton Leme, the foremost authority on Brazilian bromeliads. Vania fully deserves the recognition for many years of support of her husband's work.

Literature cited:

Leme, E. M. C. (1997). *Canistrum* – Bromeliads of the Atlantic Forest. Rio de Janeiro, Salamandra. pp 30-31

Times are a-changing

Derek Butcher, Cultivar Registrar

Do you want the good news or the bad news? We now have 8821 names on the Register of which 4366 are *Neoregelia*. If you wanted to buy one of these plants how lucky would you be? Many of the older ones would be very difficult to find. With many of the newer ones you could try contacting the hybridist but even then you could have problems. Let me explain.

In the good-old-days, Nurseries printed catalogues and advertised their wares in places such as this Journal. However, as Herb Plever (2004) has already pointed out these are becoming few and far between and yet plants, especially hybrids, are still sold and purchased around the world.

Ever since I became Registrar in 2000 I have tried to point out the advantages of registering hybrids if only to give some way of identification compared to the names that just occur in Catalogues, which for want of a term I have always called nurserymen's names or NN for short.

Another reason for having a Cultivar Register is that anybody wanting such a plant could at least contact the hybridist and in the good-old-days this was a reasonable assumption. Catalogues were invaluable in this exercise because the nurseryman had to have sufficient stock before going to the expense of printing such catalogue. Therefore he worked with propagating offsets. Having available stock is all the more important to the large wholesalers in Europe and some larger US concerns. Here, it can be said that the plants are truly being cultivated widely and need to be recorded in the Register. If I find out they are using a different name for this same plant this is also recorded in the Register whether the company concerned likes it or not. The same name for different plants is also recorded. So the Register is more than just a register because it gives extra information in any search for identity.

We have the rule for registering hybrids that the plant should be grown through successions of asexual reproduction to ensure that 1. There is chance to look at stability and 2. There is a likelihood that there are sufficient numbers for circulation for it to be considered a plant in general cultivation.. This is decided by the registrant not the Registrar. And if we return to the good-old-days there was no incentive to ignore this rule!

These days of Ebay and Websites it costs no more to have just one cultivar for sale, calling it unique, and claiming a high price for it. The purchaser is not fully aware that the onus is him/her to propagate such cultivar and in reality it is unnecessary to be in the Register because nobody else has a chance of obtaining it or needing to know

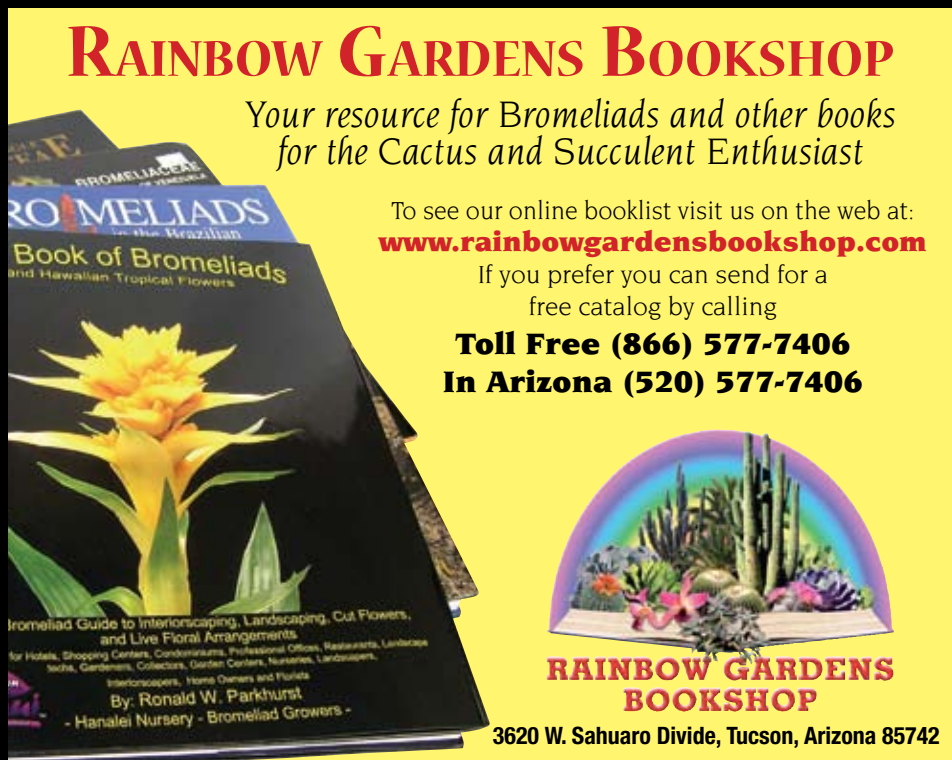
its identity. This uniqueness is a decision by the seller. This is where we have problems with Bromeliaceae because of their promiscuity and fecundity where every seed raised has the potential to be 'different' in someone's eyes. Culling is always urged but rarely put into practice because its meaning differs amongst individuals

The Registrar treads a narrow path between the thousands of named plants out there not registered and the few thousand that have been. How many growers keep the labels near their plants? I have had one nurseryman boast that over the years he had named and sold some 60,000 plants without registering one. What I find interesting is that NOT one has been referred back to me with an identity crisis. This means to me that the plants could not have been that outstanding in the first place for purchasers to want to propagate them further.

Bromeliad Societies around the world play a vital role in this selection process when they conduct Shows and issue Newsletters, and check the Cultivar Register to see if the plant name has been registered.

Literature Cited

Pleaver, H. (2004). "Where have all the Nurseries Gone?" *J. Bromeliad Soc.* 54(2): 75-77, 80-81.



RAINBOW GARDENS BOOKSHOP
*Your resource for Bromeliads and other books
 for the Cactus and Succulent Enthusiast*

To see our online booklist visit us on the web at:
www.rainbowgardensbookshop.com
 If you prefer you can send for a
 free catalog by calling
Toll Free (866) 577-7406
In Arizona (520) 577-7406

RAINBOW GARDENS BOOKSHOP
 3620 W. Sahuaro Divide, Tucson, Arizona 85742

A Warm Welcome to New and Returning Members

Carol & Graham Allen, Melbourne, Australia
 Clarke & Barbara Allen, Brisbane, Australia
 Cecekua Arango, Bakersfield, CA
 Elaine & William Asher, Kuranda, Australia
 Christopher Ashill, London, Great Britain
 Craig W. Barnett, Saint James, NY
 Eric Barns, Homestead, FL
 James L Barrena, Inglewood, CA
 Charles Barrett, Gauteng, South Africa
 Ema Basic, Yandina. Australia
 Julie Baxter, Proserpine, Australia
 Lee Behrhorst, Fort Myers, FL
 Don Billington, Liverpool, Great Britain
 Karen Broegeler, Morisset, Australia
 Penny Bullard, Lakeland, FL
 Jennifer Burns, Fred, TX
 Bob Bourman, Eagle, ID
 Alan Britten, Honolulu, HI
 Barry Burke, Babinda, Australia
 Pam Butler, Brisbane, Australia
 Cairns Botanical Gardens, Edge Hill, Australia
 Sandra Cain, Mackay, Australia
 Malcom & Michelle Cameron, Brisbane, Australia
 Elizabeth Cassidy, Brisbane, Australia
 Harold Cooper, Tolga, Australia
 Michael Copestake, Petrie, Australia
 Robert J. Courtney, Dade City, FL
 Douglas & Margaret Cross, Tallegalla, Australia
 Carmen Cullen, North Ipswich, Australia
 Valenda B. Curtis, St Louis, MO
 Brian Daley, Kingshill, VI
 Merle Deland, Lakeland, FL
 Jacob Demayo, Davie, FL
 Patricia Dinklo, Koolewong, Australia
 Annette S Dominguez, Austin, TX
 Mr A.B. Ebbink, Haaksberge, Netherlands
 Tomotaka Eguchi, Tokyo, Japan
 Joanne Emmerth, Orlando, FL
 Carol Evans, Russell Island, Australia
 Robyn & Don Firth, Silverdale, Australia
 Rafaela Flatland, Cypress, CA
 Clem Forbes, Perth, Australia
 John Gilbert, Winter Park, FL
 Will Giles, Norwich, Great Britain
 Ian Goatham, Cooroibah, Australia
 Oscar Rodriguez Gonzalez, Alajuela, Costa Rica
 Stephen J Grant, Davie, FL
 Bob & True Grant, near Billinudgel, Australia
 Derryn Grosse, Perth, Australia
 Lyn & Spence Grubb, Deception Bay, Australia
 Gregory Guannel, Corvallis, OR
 Robert Gunderson, Peregrine, Australia
 Delwyn Hallett, Coolum Beach, Australia
 Frank Hejtmanek, Baytown, TX
 Petra Hensel, Markkeeberg, Germany
 David Higham & Joanna Wilkie, Ravenshoe, Australia
 Bill Holliday, Oakland, CA
 Stuart Howe, Cairns, Australia
 Sarah Huebner, Boise, ID
 Nick Hughes, Edmonton, Canada
 Lyn & Ross Hutton, Darwin, Australia
 Kevin James Jeffery, Parkwood, Australia
 Maureen Johns, Fairfield, Australia
 Debra Jones, Toowoomba, Australia
 Jane D. Jope, Amesbury, MA
 Robert & Rosemary Kelly, Molendinar, Australia
 Jack Koning, Port Macquarie, Australia
 Eileen Laird, Goldenwood, FL
 Jennifer Landry, Coronado, CA
 Jennifer Laurie, Mudgeeraba, Australia
 Frank & Cheri Lee, Houston, TX
 Gabriel Lim & Brigita Valdes, Tamworth, Australia
 Hsia-Yin Lin, Taipei, Taiwan
 Frank & Marlene Long, Bonita Springs, FL
 Corydon M. Loomis, Jr. Columbus, GA

Geoff & Sue Loughran, Tannm Sands, Australia	Chris Rogers, Arleta, CA
Michael Mahan, Novato, CA	Charmaine Rooney, Brisbane, Australia
Andrew & Rhonda Maloy, Whitakere, New Zealand	Wesley Rouse, North Port, FL
Max Lindsley Marskell, Gladstone, Australia	Kim Scerri, Ascot Vale, Australia
Howard & Debbie Martin, Mt. Druitt, Australia	Uwe Scharf, Leipzig, Germany
Anne McBurnie, Cleveland, Australia	Keith Schexnayder, River Ridge, LA
Nancy McQuade, Hialeah, FL	Henry Schmidt, Milwaukee, WI
Jan Miller, Bowen, Australia	John Sefton, Jacksonville, FL
Nancy J Miller, Marathon, FL	Betty Shepherd, Brisbane, Australia
Valerie Mitchell, Bowen, Australia	Jeff Shimonski, Miami, FL
Antoinette Mittelsteadt, Springfield, LA	Raymond Schuck, Pearland, TX
Maureen Moffatt, Matata, New Zealand	Klaus Sietas, Brisbane, Australia
Helen Moriarty, Mitchelton, Australia	Brian & Natalie Simmonds, Tauranga, New Zealand
Corlee Ann Morris, San Diego, CA	Marcine Smith, Punta Gorda, FL
John R. Moxley, Williston, FL	Eric J. W. Stephens, Kaikohe, New Zealand
Nancy & Larry Murphy, Waiuku, New Zealand	Kenneth Sweet, Townsville, Australia
National Botanic Gardens Library, Dublin, Ireland	Denis C. Swords, Lafayette, LA
Helen Nawrath, Kawana, Australia	Colin & Iris Symonds, Kamo, New Zealand
Jim Nordman, Jacksonville, FL	Garry Thompson, Langwarrin, Australia
Office of Public Works Library, Dublin, Ireland	Michael Thompson & Mark Darby, Upland, CA
Kerry O'Sullivan, Whangarei, New Zealand	Nigel & Rosalie Thomson, Cootharaba, Australia
Reynaldo Palines, Green Bay, WI	Jon & Jan Townsend, Caves Beach, Australia
Phyllis & Marshall Parker, Pensacola, FL	Huey J Trotman, Argenton, Australia
Johanna W. Parkes, Marco Island, FL	Mrs Tristin Tyler, Proserpine, Australia
Robert J. Paulson, Warana, Australia	Warwick & Janine Varley, Wollongong, Australia
Fiona & Grant Paterson, Mackay, Australia	Cheryl Weaver, Helensvale, Australia
Tracey Peck, Proserpine, Australia	Roxanne Werowski, Charleston, SC
Mrs Eve Penningh, Sarina, Australia	Barbara West & Lorraine Muller, Morayfield, Australia
Periodicals Publicacoes Technicas, Sao Paulo, Brazil	Shane Weston, Goonellabah, Australia
Pat Perratt, Regency Downs, Australia	Sonja Wicker, San Diego, CA
Mrs Carmel Peatey, Gordonvale, Australia	Connie Wilkerson, Little Rock, AR
Jerome Pichon, Guyane, France	Lanny Widayantilingga, Bogor, West Java, Indonesia
Gary & Connie Pitman, Regency Downs, Australia	Frances Wilson, Toowoomba, Australia
Janice Pye, Miami Lakes, FL	Mark Witte & Larry Savage, Oakland, CA
Andrew & Susan Raff, Fingal, Australia	Cara Woods, Sebastian, FL
Janet Richter, Capalaba, Australia	Dawn Wright, Woodbine, Australia
Bruce & Deidre Roberts, Caboolture, Australia	

14th Australian Bromeliad Conference.

Lynn Hudson, Conference Chair

20-23rd September 2007, held at Rydges Resort Hotel, Port Macquarie, New South Wales.



Display by the Sunshine Coast Bromeliad Society.

Welcome evening was Thursday and our Guest Speaker, Pamela Koide Hyatt, officially opened the conference then delegates descended on the plant sales room. Friday morning saw 47 delegates board the boat for a river cruise, then a bus trip to historic Timbertown. When they arrived back very happy, ready for lunch and seminars, the excitement was almost tangible and the 'happy conference hum' of friends chatting gave me goosebumps. Lunch was nutritious and scrumptious as was all the food Rydges served over the weekend. We had 151 register including 2 persons who could attend just one day and 16 Partners.

Pamela opened the seminars with a history of her nursery and how they grow plants. On Saturday she took us to Mexico and showed us the diversity of the countryside and how plants have adapted to the different areas. On Sunday Pamela showed us some really interesting hybrids. Those who had not previously heard Pamela speak were spellbound and are now added to the long list of her admirers. "I could listen to her forever .. she certainly knows her stuff .. she is so intelligent but speaks so everyone can understand her .. she has been there and learned it herself .. her knowledge is



Billbergia 'Groovy' (unreg.) won Best Billbergia. Plant imported by Greg & Narelle Aizelwood from the WBC 2006 San Diego sale.



Guzmania 'Indian Night' (unreg.) won Best Guzmania for Nigel Thompson.



Champion Plant of Show, xNeophytum 'Galactic Warrior' grown by Nigel Thompson of Sunshine Coast Bromeliad Society. This spectacular bromeliad has won many awards over the years since Jimmy Antle's original plant won the M.B. Foster award for horticultural excellence at the Bromeliad Society/Houston Show in May 1989.

amazing .. I wasn't really interested in tillandsias till now .. she is all class .. she should emigrate to Oz .. all that knowledge, and an excellent speaker!" Pamela has done it again!

Maurie Kellett spoke on roots; Peter Tristram took us to Europe; Greg Aizlewood took us to Peru; David Sheumack showed us the successes and failures of quarantining plants; Chris Larson took us to Collectors Corner; Mark Paul showed us his colourful Greenwalls; Jack Koning explained how he hybridizes vrieseas; Olive & Len Trevor spoke on guzmanias and entertained us with the history of The Olive Branch and Bob Hudson demonstrated seed growing.

The Rare Plant Auction brought some serious bidding, intermingled with the normal frivolity. Friends and relatives outbid each other but I cannot guarantee the smiles were all sincere! Auctioneers Brian Surman and Len Trevor did a good job,



Winner of the flowering Tillandsioideae section, *Tillandsia deppeana* shown by Greg & Narelle Aizelwood.

keeping the peace. Len finally caught and plucked the chook¹. There were desirable plants, books, 2 paintings of billbergias donated by Daryl Ganter and anything else Bob & Len could find to sell – nothing was sacred e.g. the bowls of bromeliad flowers and Len's (uncut) tie. Amid all the laughter, the Auction raised \$4097 and it will be used to pay for the hire of the buses for Cairns local garden visits at WBC in June.

The conference was a success financially – another record - we cleared almost \$11,000. More importantly the delegates have expressed their enjoyment of the event - they were very pleased with the Seminars, their plant purchases, the food and that they have made new friends. One third of the delegates had not been to a bromeliad conference before and they intend to attend more. That is the greatest success any conference can achieve.

So the 14th Australian Bromeliad Conference is over and we are expected to return to our normal lives again! Each of us met up with special friends, saw some new plants, learned a few new tips and made some new friends. At least we have some happy memories to treasure – until we are able to gather together for another conference.

¹ We think this obscure phrase means that the auctioneer divested the Conference Organizer of all her funds. Can't be sure, though - Ed.



Advanced Bromeliad Culture

*With 100 Hybrids Registered
over the past year!*



Jason Mellica

Sarasota, Florida

Since 1995

Guzmania Vriesea Neoregelia

www.level21nrg.com

theloraxelf@hotmail.com

(941) 957-3414

Michael's Bromeliads

*Providing a unique selection
of quality Bromeliads*

Our **free** catalog offers thousands of varieties from over forty genera

**Specializing in varieties of
Neoregelia and Billbergia**

Mail order, by appointment

or visit us online at

michaelsbromeliads.com

Michael & Donna Kiehl

973 First Dirt Road


Venice, FL 34292

(941) 488-4011

Fax: (941) 488-1002

info@michaelsbromeliads.com

Shipping Worldwide since 1986



You are invited to join

The Cryptanthus Society

The second-largest affiliate of the Bromeliad Society International.

Learn to grow the dazzling Earth Stars and make new friends all over the world.

Membership: International \$25, Dual \$30 - USA \$20, Dual \$25, Affiliates \$30 . Includes 4 Journal issues

Write to Carole Richtmyer, 18814 Cypress Mountain Dr., Spring, TX 77388, or planobrom@aol.com

18th BSI-WBC “Bromeliads Downunder”

Lynn Hudson

Registration numbers continue to climb with 350+ at 23rd. March and with a lot of excitement among those planning to attend. For varied reasons we have had some cancel and sadly we will miss meeting up with them at this conference.

BSI-WBC Registration Forms are downloadable on the BSI site, www.bsi.org and the event website: www.bromeliadsdownunder.com After 25th May 2008 all Registration Forms should be posted to Cairns - address P.O. Box 28 Cairns. Queensland 4870 Australia. Any cheques/money orders should be made to “Cairns Bromeliad Society Inc”. Email: lynnhudson@bromeliadsdownunder.com phone: 07 40533913 or 61 740 533913 from overseas. To facilitate planning I would advise registration prior to the conference, it may be paid on arrival but it will not be cheaper to register at the door.

To our Overseas Visitors - remember it is Australia's winter. Cairns weather should be superb, the temperature range is usually 15-28C (or 60-82F), but the further south and inland you go, the colder it will get. If you plan to visit the southern states, pack some warm clothing.

You will be given a form to complete before you disembark the airplane. Complete the form honestly. Do not attempt to bring in plant or animal material as you will be fined or even jailed. Travelling always includes waiting in queues. Bob and I find the hardest part of travelling is the arrival and waiting in the lines for Customs and Quarantine clearance, as most travellers are really tired after the long uncomfortable flight. Our coping strategy is to join the lines, think of good things to come, have the form and passport ready and cooperate with the staff. They are going to do their job and you will be processed faster if you cooperate. I will be thinking of you and I really want you here, not upset and certainly not in jail. See You Soon - just call “Aussie, Aussie, Aussie”, and get the reply “Oy! Oy! Oy!”

The 18th World Bromeliad Conference is about to bloom,
Just like a treasured, well cared for bromeliad.

The axis is the original idea of having biennial conferences.

The adventitious roots are society members and others who feed the plant.

The foliage leafage is the work and preparation for the ultimate flowering.

The scape is all the persons involved with bromeliads.

The scape bracts are the new ideas that colour our interest.

The flower bracts are the delegates who attend the conference.

Then there are the Flowers

and these are truly magical and colour our lives forever –

The Flowers represent the Friendships, Fun and Knowledge we share.

Finally the offshoot, the next conference and we look forward to that growth

And plan to be part of the blooming of that wonderful bromeliad.

Timetable

Tues 24th. June - Board Meeting, Golf Game

Wed 25th. June - Show Entries 9am – 4pm

Tillynuts 8am – 5pm. International Reception 6pm

Thurs 26th June – Show Judging, Sales setup

Optional Tour – Breakfast with the Birds

Official Opening 4pm, meet the BSI committee

Sales open 7.00pm, Registrants only.

Fri 27th June – Seminars 8am to 4.30pm Rare Plant Auction 7pm

Sat 28th June – Seminars 8am to 5.30pm

Sun 29th June – Local gardens tour 8am to 3pm

Finale - Gala Dinner 6.30 pm for Full Registrants & Partners only.

Mon 30th. June – Optional tour to Whyanbeel

Seminars

Friday 27th June

8:00 am Opening – Friday Activities

8:30 am Paul Isley III “A Tillandsia Species, Hybrid & Cultivar Cornucopia”

9:30 am Vic Przetocki “Bromeliads in Time & Space” hybridizing

10:30 am Morning Tea

11:00 am Cristy Brenner “Bromeliad Adventures in the Venezuelan Tepuis”

12:00 noon Lunch

1:00 pm Herb Plever “Growing in an Apartment”

2:00 pm Larry Giroux “Cryptanthus”

3:00 pm Afternoon Tea

3:30 pm Chester Skotak “Skotak's Colourful World”

Saturday 28th June.

8:00 am Opening – Saturday Activities

8:30 am John Catlan “Colour in Neoregelias”

9:30 am David Liddle “Reactive Microclimates”

10:30 am Morning Tea

11:00 pm Andrew Flower “Dihydrogen monoxide and its interaction with bromeliads”

12:00 noon Lunch

1:00 pm Derek Butcher “Diaphoranthema.”

2:00 pm Robert Kopfstein “Ed Hummel – Plantsman, Hybridizer, Eccentric”

3:00 pm Afternoon Tea

3:30 pm Jay Thurrot “The Weevil & Storms”

4:30 pm Peter Bak “The Bak Nursery, Netherlands”

Donations Received

January 2008 through March 31 2008

BSI Operating Fund

Ed Brinkkemper
Heather Burch
Inez & Leonard Dolatowski
Robert Griffith
Laura Mesko
Rose Marie Rockwell
Jurg Rutschman
Louis Spielman
Cryptanthus Society
Saddleback Bromeliad Society

BSI Color Fund

Christy Brenner
Doris Bundy
Marilynn Cohen
Anne Collings
Robert Griffith
Bruce McCoy
Jack Percival
Gene Powers
Kay & Joseph Quijada
Louis Spielmann
Caloosahatchee Bromeliad
Society
Florida West Coast Bromeliad
Society

Mulford B. Foster Bromeliad Identification Centre

Christy Brenner
Robert Griffith
Paul Isley
Rose Marie Rockwell
Louis Spielman
Caloosahatchee Bromeliad
Society

The BSI really appreciates these generous donors, thank you.



BROMAGIC is FOR SALE

SUNSHINE COAST HINTERLAND - QUEENSLAND

- NURSERY - 12 acre freehold or relocate
- Great lifestyle with good income
- Extensive stock & huge potential
- Familiarization period - Full financials and details
- Top location - Home and studio

Phone Keith (07) 5445 0441

Email: bromagic@ozemail.com.au

www.ozemail.com.au/~bromagic/

An intriguing, one-of-a-kind novel inspired by true events is jolting the Bromeliad world

"A wonderfully written fable, laced with great humor and I suspect some fact. A very different writing style. I would recommend reading this book even if you don't collect things." H.D.D.

"Searching for Miss Fortuna" by Chester Skotak, world-renowned hybridizer

Experience this phenomenon. \$19.95 plus shipping
877-311-5100 - Amazon.com - bsi.org - A great gift!

www.ChesterSkotak.com



Southwest Bromeliad Guild Show 2007

Carolyn Schoenau

The Southwest Bromeliad Guild held their 32nd Standard BSI Show with the International Cryptanthus Society Show hosted by the Golden Triangle Bromeliad Society at the MCM Elegante Hotel in Beaumont Texas, September 7-9, 2007. This year's show was dedicated to the memory of Clyde Jackson, Marge Powers, and Lou Trahan.



Mulford B. Foster Best of Show Horticulture was won by Ann Matting of Beaumont Texas, with *Ananas nanus* (spineless). The plant was approximately 2.5 years old, 36" tall, 36" in diameter, a leaf length of 36" with a 1" width at the base of the leaf.



Best of Show Artistic was won by Charlie Birdsong of Baton Rouge Louisiana. This was XNeophytum 'Burgundy Hill' in black vase with a burgundy ribbon. The plant is a cultivar of Neoregelia 'Royal Burgundy' X Orthophytum navioides, registered in 1983.

Twenty-seven total exhibitors placed 143 entries in Horticulture, 28 in Artistic and 13 in Category III (misc) receiving 99 awards of merit, 80 blue ribbons and 5 red ribbons.

"Blessed are the cracked, for they are the ones who let in the light."

- noted in *Bromelcairns*, newsletter of the Cairns Bromeliad Society. Hmmm. -Ed

The XVIII Bromeliad Exposition in Caracas, Venezuela

F. Oliva-Esteve

The XVIII annual National Bromeliad Exposition was held in Caracas March 29-30, 2008 at the Venezuelan National Society of Science. It was organized by the Venezuelan Committee of the whole Bromeliology, and this year was dedicated to Mrs. Celia Stoddard, a Brazilian born lady living in Caracas for 48 years. She was one of the founders members of The Bromeliad Committee in 1969, and since then she has been intensively dedicated to the progress and expansion of the Committee.

Short beginners courses were given, including a general introduction to Bromeliads, how to cultivate, fertilize, watering, and pest control. There were also demonstrations on how to design ornamental bromeliad works of art, displays, and how to use the most cultivated bromeliad genera in the country.

The event was a success with more than 2400 visitors and amateurs.



MEMBERS ONLY SEEDBANK

Acanthostachys strobilacea.

Araeococcus flagellifolius.

Aechmea beeriana • blanchetiana • castelnavii • melinonii • orlandiana • recurvata v. recurvata.

Billbergia magnifica • *Bromelia balansae.*

Neoregelia martinellii • tristis

Pitcairnia bulbosa • patentiflora • xanthocalyx.

Puya mirabilis

Racinaea spiculosa v. micrantha.

Tillandsia bartramii • compacta • paraensis

Ursulaea macvaughii. *Vriesea saundersii* • splendens.

Packets, at least 20 seeds, US \$1 each. Seed supplied only to BSI members, and limit 2 packets per species.

Send orders & make checks payable to: Harvey C. Beltz, 6327 South Inwood Road Shreveport, LA 71119-7260. USA

Did You Know?

Message from the President of the Bromeliad Society International Joyce Brehm

The Bromeliad Society International, Inc. sponsors many programs that support the interests of all members of the Society.

The Bromeliad Society International, Inc. sponsors many programs that support the interests of all members of the Society.

We sponsor the Mulford B. Foster Bromeliad Identification Center (BIC) housed at the Marie Selby Botanical Gardens, where Harry Luther is the Director. Marie Selby has one of the largest collections of living Bromeliad species and herbarium collection of bromeliads as well. It is the responsibility of the BSI to cover the overage costs for this service. The majority of this funding comes from the Rare Plant Auction. This event held is every two years during the World Conference. During the in-between years we are helped by donations from Affiliated Societies and personal donations.

Any BSI Member can have a species bromeliad identified for a mere US five dollars (\$5.00 US). Since it is almost impossible to identify hybrids this service is best for true species, however if you truly don't know if you have a species or a hybrid, the \$5.00 may give you that information, although you probably will not learn much about its ancestry.

The best way to accomplish this is to include a whole plant and its bloom in a paper along with your \$5.00 per plant for which you are requesting identification and send to Harry E. Luther, Director BIC, Marie Selby Botanic Gardens, 811 Palm Ave, Sarasota, FL 34236, USA. This specimen may be fresh plant or herbarium prepared specimens. Check with Mr. Luther if you are unfamiliar with the preparation of herbarium specimens. This information is also provided on the Marie Selby Botanical Garden website: selby.org under Research.

While this is easiest for United States residents, pressed, dried plants (herbarium specimens) can be sent through the mail if the specimens do not contain any soil or disease, including mildew, along with a phytosanitary certificate. Therefore it is very important that any specimen be correctly prepared.

Mr. Luther will attempt to identify digital images of your blooming plant. This will take more time and may not be successful; however the fee is the same and should be sent by mail to him at the above address.

Whether or not the identification is successful, the fee is not refundable and plant material will be incorporated into the Selby herbarium and will not be returned. This helps to pay for the time Mr. Luther took trying to do the identification.

This service is available to the general public (non members of the BSI) for a fee of \$50.00. Special considerations apply to botanic gardens, museums, and universities. Contact Mr. Luther for details.

Where to Find Them

The following plants, illustrated in our first two issues of 2008, are available from Michaels Bromeliads (see their ad. on page 83):

Aechmea jungurudoensis, *Billbergia* 'Groovy', *Dyckia* (*marnier-lapostollei* var *estesvii* x *fosteriana*) x *platyphylla*, *Encholirium horridum*, x*Neophytum* 'Burgundy Hill', *Neoregelia* 'Pimiento'

Michaels ship worldwide - tell them you are a member and they will give you 10% discount on the above plants.

It's not just for orchids any more!
Originally formulated for epiphytic orchids,
Aussie Gold® Potting Mix is magical
for bromeliads and tillandsia too!
Contains high quality peat and fresh-water Diatomite



It's not just for orchids any more!
Originally formulated for epiphytic orchids,
Aussie Gold® Potting Mix is magical
for bromeliads and tillandsia too!
Contains high quality peat and fresh-water Diatomite



Try a bag - we think you and your bromeliads will love it!
\$18.50 + Shipping per 10lb bag
Vann-Rolen Company LLC
1331 Guyanade Street #6, El Cajon, CA 92020
Tel: (619) 926-2709 or Toll-free (856) 5-ORCHID
www.Aussie-Gold.com vannrolen@hotmail.com

Get Involved in Conservation!

Vera Porwollik & Pierre L. Ibisch (BSI Conservation Chair)

If you love bromeliads contribute to their well-being and survival. You can get involved in conservation of bromeliads and their habitats through action and non-action!

- Read and follow our **BSI Code of Conduct** for Growers and Collectors!¹
- Sometimes it is better not to act! For example, you should not promote the destruction of natural populations of bromeliads through the consumption of plants which have been extracted from the wild without caring for its threat or protection status. If you are looking for new plants for your collection we would advise you to **cooperate only with reputable growers and providers**. If you think a bromeliad may be illegal or is rare in the wild, refrain from buying it unless you can be assured that it was artificially propagated from legal parent plants.
- Bromeliads are a family of plants that contain many of the most ornamental and interesting types of plants available to the decorator/hobbyist. Having a value as a commodity their trade needs to be regulated in order to reduce the negative impacts e.g. due harvesting wild specimens. If you find a bromeliad growing in the wild and you wish to take it for your collection, you normally **need a license or permit**. In this context it is very important to acknowledge that there is much more legislation out there than only CITES the rather well known convention regulating the trade of endangered species (Convention on International Trade in Endangered Species of Wild Flora and Fauna, 1975). This is an international treaty, ratified by 169 parties (2006) providing guidelines for international trade of about 30,000 threatened animal and plant species all over the world. Only, seven *Tillandsia* species are included, in Appendix II of the agreement's database which covers species that are not currently threatened with extinction, but for which trade must be controlled in order to avoid over-utilisation, which might threaten their survival in their natural habitats. Be sure to mind the conditions provided by the **countries of import and export**. Many countries, in the course of the implementation of the Convention on Biological Diversity², have launched legal provisions related to the collection and use of genetic resources. Anyway, the countries of origin have the sovereign rights over their biological resources.

- Bromeliad growers and collectors can assist in conservation through their bromeliad collections. By providing a wide variety of genes and a vital status you can contribute your part to the world wide markets of bromeliad species and in so doing **take pressure off of wild species**.

¹ The draft Code was published in our May-June 2007 issue. We hope the Board will approve a final version at its June 2008 meeting.

² UN, Rio de Janeiro, CBD, 1992

- BSI actively encourages its members to **take part in the BSI Seed Fund** (see page 89). You can have the satisfaction of growing a specimen even from uncommon and rare plants. This program offers access to a wider genetic and species diversity for every member of the BSI, thus reducing the pressure on wild and possibly endangered species being taken from their natural habitats.

- If you are no longer able to care for your collection please contact your local bromeliad society being able to contact relevant new owners of your beloved plants.

- You can **contact your local conservation authorities** to find out about programs that target bromeliads and/or include efforts to preserve or restore bromeliad habitats. Local affiliated Bromeliad societies can establish a liaison with natural resource agencies and native plant societies to set up volunteer programs to assist in Bromeliad conservation projects.

- You can also support efforts to save the habitat of bromeliads by **supporting one of the various international conservation organizations** that work in the countries of origin of the bromeliads, both through financial contributions or direct involvement (e.g., The Nature Conservancy, Conservation International, WWF, Wildlife Conservation Society). Check out what kind of projects support the conservation of threatened bromeliad-rich ecosystems such as the tropical Andes or the Atlantic rain forests of Brazil. Often, the big international conservation organisations work together with local partner institutions that can be directly supported as well. Often, the large organisations cannot focus on specific sites – unless they are covered by their area of intervention – or specific taxa. But anyway they are doing a very important job by trying to improve the legal and political framework of conservation and attacking the underlying causes of the conservation threats on a regional or national scale. When you decide to donate substantial amounts ask the conservation organisations to explain at which bromeliad-rich sites they are implementing action on the ground.

- All conservation players rely on current and precise data. As many bromeliad aficionados travel around to visit bromeliads in their habitats they can provide first-hand reports on conservation problems observed. **Document your observations regarding threats or problems, take pictures, write articles, or simply send your observations to the conservation chair of BSI!** Your contributions might be published in our Journal or in our online Conservation Discussion and Documentation Corner.

- The most difficult and indirect, yet ultimately crucial approach to conserving our natural resources is to **reduce our own consumption habits**, especially in developed countries. Have you ever checked out your ecological footprint³? It is a calculator correlating your average consumption with the potential use of land area needed to cover it. Remember, we and the bromeliads only have one world!

³ <http://www.bestfootforward.com/footprintlife.htm>

EVENTS CALENDAR

Australia

June 24-29, 2008, BSI World Conference in Cairns (Australia.) Enquiries to Lynn Hudson, 47 Boden Street, Edge Hill QLD 4870 or lynnie@ledanet.com.au

September 11-14, 2008. Central Coast Bromeliad Society Spring Show, Kariong

September 13-14, 2008. Illawarra Bromeliad Society Spring Show, Uniting Church Hall, Russell Street, Corrimal. 9.00am-4.00pm.

October 11-12, 2008. Bromeliad Society of Australia Spring Show, Burwood

October 25-26, 2008. Bromeliad Society of NSW Spring Show, Concord.

April 10-13, 2009, XV Australian Bromeliad Conference, Adelaide. Contact toll-free 1800 888 228 or tillands@senet.com.au

United States of America

August 2-3, 2008. South Bay Bromeliad Associates Bromeliad Show and Plant Sale. Rainforest Flora Nursery, 19121 Hawthorne Blvd, Torrance CA. Sat. noon-4:30, Sun 10:00am to 4:30pm. Plant sales & judged BSI Show. Contact Bryan Chan (818) 366-1858, bcbbromel@aol.com

August 16-17, 2008. Seminole Bromeliad & Tropical Plant Society Fall Plant Sale. Sanford Garden Club, 17-92 at Fairmont Drive, Sanford. Contact (407) 366-4860.

August 29-30, 2008. Florida Council of Bromeliad Societies 2008 Extravaganza, hosted by the Bromeliad Guild of Tampa Bay. Contact Tom Wolfe (813) 961-1475 or bromeliadsociety@juno.com

October 11-12, 2008 Bromeliad Guild of Tampa Bay, University of South Florida. Fall Sale. 4202 East Fowler Ave., Tampa.

July 26 - August 1, 2010. BSI World Conference to be held at the Astor Crowne Plaza in New Orleans.

Newsflash!

As from July 1, 2008 our membership dues will increase! They have been unchanged for many years, but increased postal charges (more so for domestic US rates than international) have forced our hand. Annual increases will be \$5 for international: \$10 for single, \$5 for Dual US addresses. Commercial unchanged. Life membership will increase from \$800 to \$900.

Prior to July 1, renewals and new subscriptions will be accepted at the old rates. We will be bringing you new member benefits to compensate, watch for announcements soon! As a non-profit society, most of the operational work is done by volunteers with full-time "day jobs" and they have to spend a lot of time on our new projects to get them working for you, so please be patient with us.

The Bromeliad Society International

The purpose of this nonprofit corporation is to promote and maintain public and scientific interest in the research, development, preservation, and distribution of bromeliads, both natural and hybrid, throughout the world. You are invited to join.

OFFICERS

President.....Joyce Brehm, 5088 Dawne Street, San Diego, CA 92117-1352. president@bsi.org
Vice-President.....Jay Thurrott, 713 Breckenridge Dr., Port Orange, FL 32127, USA. vicepresident@bsi.org
Editor.....Andrew Flower, P.O. Box 57021 Mana, Porirua 5247, New Zealand. editor@bsi.org
Membership Secretary.....Dan Kinnard, 6901 Kellyn Ln, Vista CA 92084-1243, USA
Secretary.....Rusty Luthe, P.O. Box 437493 Kamuela, HI 96743, USA. secretary@bsi.org
Treasurer.....Edward Doherty, 4039 Herschel Avenue, Dallas, TX 75219. treasurer@bsi.org

DIRECTORS

(To e-mail Directors, write "firstname@bsi.org," Not all Directors have e-mail)
 2006-2008Australia: Lynn Hudson. New Zealand: David Anderson. California: Jack Percival. Central: Penrith Goff. Florida: Michael Andreas, Theresa Bert, Lawrence Giroux. Northeast: Leslie Graifman. Southern: Rei Irizarry. Western: Hannelore Lenz. International: Renate Ehlers, Eric Gouda.
 2007-2009California: Rodney Kline, Keith Smith
 2008-2010.....Florida: Jose Donayre. Louisiana: Bonnie Boutwell. Texas: Sue Sill. International: Francisco Oliva-Esteve

STANDING COMMITTEES

Affiliated Shows.....Theresa M. Bert, 9251 13th Ave. Cir NW, Bradenton, FL 34209, USA. shows@bsi.org
Affiliated Societies.....Martha Goode, 826 Buckingham Ct, Crystal Lake, IL 60014-7601. affiliates@bsi.org
Archives and Historical.....Robert and Janet LaRoe, 401 Oakford Road, Sarasota, FL 34240
Conservation.....Pierre Ibisch, University of Applied Sciences, Alfred-Moeller Str 1, Eberswalde, Brandenburg 16225, Germany. conservation@bsi.org
Cultivar Registration.....Derek Butcher, 25 Grace Rd., Fulham, SA 5024, Australia. cultivars@bsi.org
Finance & Audit.....Elizabeth Patterson, 4205 Gloster Road, Dallas, TX 75220
Judges Certification.....Betty Ann Prevatt, 2902 2nd St., Ft. Myers, FL 33916
Mulford B. Foster Bromeliad Identification Center Harry E. Luther, Marie Selby Botanical Gardens, 811 South Palm Ave., Sarasota, FL 34236-7726. bic@bsi.org
Publications Sales.....Robert & Karen Kopfstein, 6903 Kellyn Ln., Vista CA 92084, USA. publications@bsi.org
Research Grant.....Gregory K. Brown, University of Wyoming, P.O. Box 3165, Laramie, WY 82071-3165. grants@bsi.org
Seed Bank.....Harvey C. Beltz, 6327 South Inwood Rd., Shreveport, LA 71119-7260
Media Library.....Keith Smith, 1330 Millerton Rd., Auburn CA 95603-1243, USA. slides@bsi.org
Web Site.....Ken Marks, 22690 Lemon Tree Ln., Boca Raton, FL 33428-5514, USA, webmaster@bsi.org
World Headquarters.....Tom Wolfe, 5211 Lake Le Claire Rd., Lutz, FL 33549-4833, USA. bromeliadsociety@juno.com

HONORARY TRUSTEES

David H. Benzing, <i>USA</i>	Roberto A. Kautsky, <i>Brazil</i>	Harry E. Luther, <i>USA</i>
Nat DeLeon, <i>USA</i>	Marcel LeCoufle, <i>France</i>	William Morris, <i>Australia</i>
Grace M. Goode OAM, <i>Australia</i>	Elton M.C. Leme, <i>Brazil</i>	Herb Plever, <i>USA</i>
A.B. Graf, <i>USA</i>	Elmer J. Lorenz, <i>USA</i>	

